










Help protect yourself from identity theft

Identity theft can be scary. That's why it's crucial to know what to look for and to take steps immediately to address the issue. The typical information stolen includes your personal information such as name, address, date of birth and Social Security number.

Know the warning signs

-  You spot unauthorized activity on your bank account or new accounts on your credit report.
-  You receive communications about an issue with your taxes or a debt you don't owe.
-  You're alerted that your account was accessed from an unrecognized device.
-  You're unexpectedly denied credit for no apparent reason.

Help protect yourself from identity theft

-  Don't share personal information on social media, including any information that might be part of your passwords or challenge questions.
-  Regularly review your accounts and credit report.
-  Go paperless.
-  Control account access with strong passwords, two-factor authentication, and account alerts.
-  Keep your device software up-to-date and enable biometrics such as facial or fingerprint recognition.

Act quickly if you suspect identity theft

1. Check your credit report for accounts you don't recognize — [Annualcreditreport.com](https://www.annualcreditreport.com) or 877.322.8228
2. **Contact the credit reporting agencies to place a fraud alert on your file.**
 - Experian: [Experian.com](https://www.experian.com) or 888.397.3742
 - TransUnion: [Transunion.com](https://www.transunion.com) or 800.680.7289
 - Equifax: [Equifax.com](https://www.equifax.com) or 888.766.0008
3. **Contact your other financial institutions and creditors.** Speak with the fraud department and tell them that your identity may have been compromised.
4. **Consider changing your logins and passwords** to help better protect your accounts.
5. You may choose to file a report with your local law enforcement. Together, we can make a strong defense against fraud. See more about how to help [protect yourself](#) against identity theft in our [Security Center](#).

Resources

- Visit our Security Center: bankofamerica.com/security
- For more ways to help keep your financial information safe, visit bettermoneyhabits.bankofamerica.com/en/privacy-security
- Check your security meter level in Mobile¹ and Online Banking: bankofamerica.com/securitycenter
- Schedule an appointment with your local financial center: bankofamerica.com/appointment

Learn more about protecting yourself from identity theft

Talk to an associate or visit our Security Center at bankofamerica.com/security.

¹ Mobile Banking requires that you download the Mobile Banking app and may not be available for select mobile devices. Message and data rates may apply.

Better Money Habits, Bank of America and the Bank of America logo are registered trademarks of the Bank of America Corporation. Bank of America, N.A., Member FDIC.

©2026 Bank of America Corporation. PCH-03-26-0090 | MAP8806305